



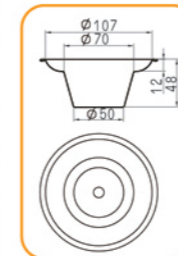


其他器具系列	蛋糕转台系列	打蛋盆打蛋器系列	烙印模系列	新娘花系列	蛋糕塔系列	挤花袋系列	ONEWAY系列	花嘴系列	面杆系列	SILKOMART系列	CHOCOLATE WORLD系列	巧克力模系列	SQUIRES KITCHEN系列
106	114	120	122	124	125	130	131	133	138	140	178	189	193


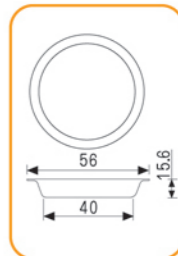
多连式烤盘 镀铝




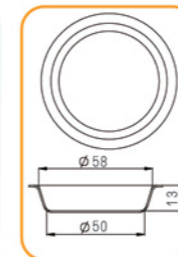
SN9059 15连麦芬盘(不沾)
600x400x54



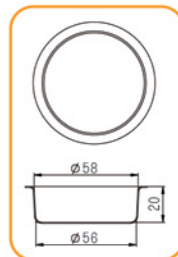
SN9075 40连蛋塔模(不沾)
600x400x20 全包式



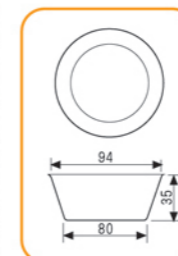
SN9057 40连圆型模(不沾)
600x400x20



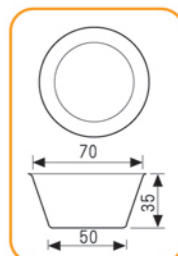
SN9058 40连肉松盘(不沾)
593x393x24




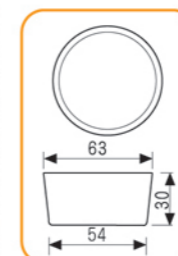
SN9222 15连大圆模(矽利康)
600x400x39 全包式



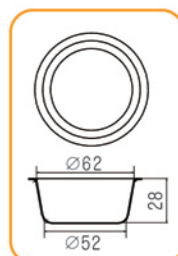
SN9083 24连布丁模(矽利康)
600x400x39 全包式




SN9084 28连布丁模(矽利康)
600x400x34 全包式



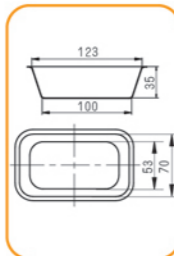
SN9088 35连布丁模(矽利康)
600x400x32 全包式




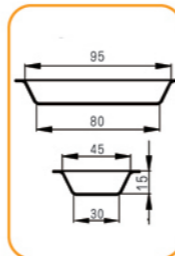
多连式烤盘 镀铝



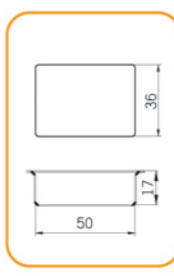
SN9090 16连雪方蛋糕模(不沾)
600x400x39



SN9037 30连长方型模(矽利康)
600x400x19 全包式



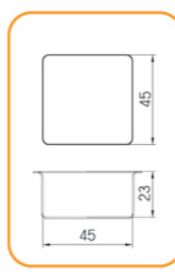
SN9060 56连凤梨酥模(不沾)
620x400x26 (含盖)



建议克重: 28g



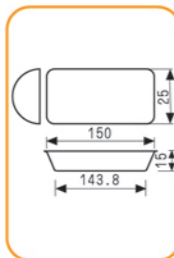
SN9070 48连凤梨酥模(不沾)
620x400x26 (含盖)




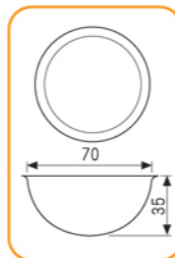
建议克重: 45g




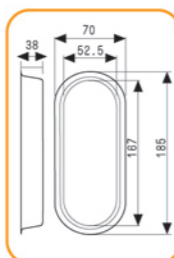
SN9039 24连长方型模(矽利康)
600x400x19



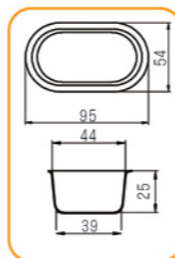
SN9102 24连浅半圆模(矽利康)
600x400x39



SN9051 12连长条型模(矽利康)
SN9054 12连长条型模(不沾)
规格: 600x400x42



SN9089 36连磨堡模(不沾)
600x400x26 反扣式

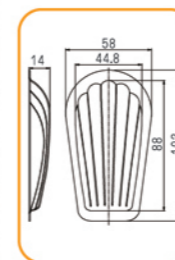


全新反扣工艺,
易清洁、不滴油

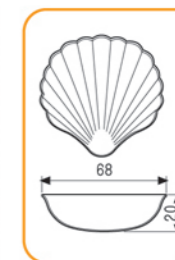
多连式烤盘 镀铝



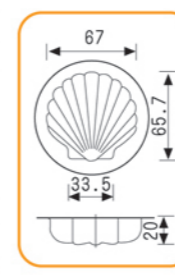
SN9040 24连贝壳模(矽利康)
600x400x25



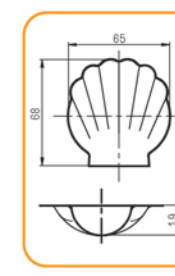
SN9042 24连贝壳模(矽利康)
600x400x24




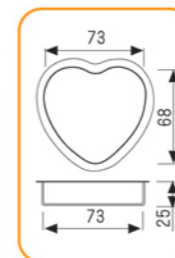
SN9044 24连深贝壳模(矽利康)
600x400x24




SN9035 28连贝壳模(矽利康)
600x400x23




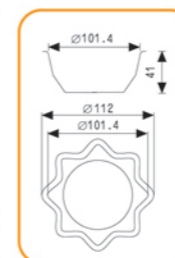
SN9213 24连心型模(矽利康)
600x400x29



SN9214 54连心型模(矽利康)
600x400x24



SN9423 15连星型模(矽利康)
SN9424 15连星型模(金色不沾)
SN9427 15连星型模(不沾)
规格: 600x400x45



SN9021 28连柠檬模(矽利康)
600x400x37

